


Model EGAX | EGAXT Accelerometer

- Miniature Design
- DC Response
- 10,000 g Overrange Stops
- Broad Temperature Range



The Model EGAX/EGAXT

miniature accelerometers combine a damping ratio of 0.7 (nominal) with built-in overrange stops that protect the unit against 10,000g shocks. This is ideal for applications which may experience rough handling or in situations where the accelerometer must survive a high initial overload in order to make a low g measurement.

FEATURES

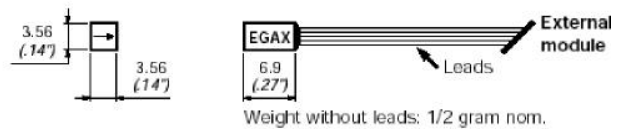
- Small Size
- Low Weight
- Static and Dynamic Measurement
- Frequency Response from DC to 3000 Hz
- ±1% Non-Linearity
- -40°C to +120°C Operating Range
- 10,000 g Overrange Protection

APPLICATIONS

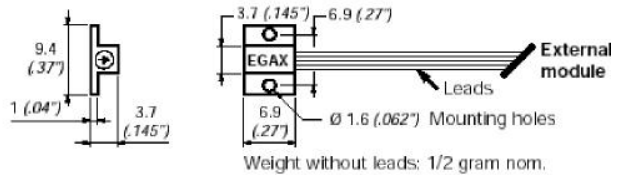
- Flight Test & Control
- Launch
- Robotics
- Shock Testing

dimensions

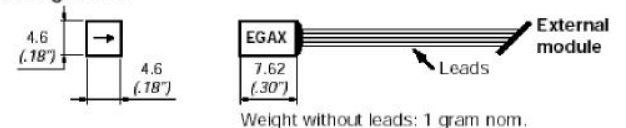
EGAXT- 500 through -2500 & all EGAX-



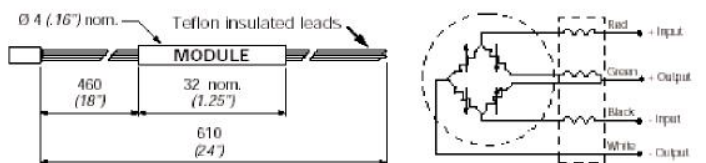
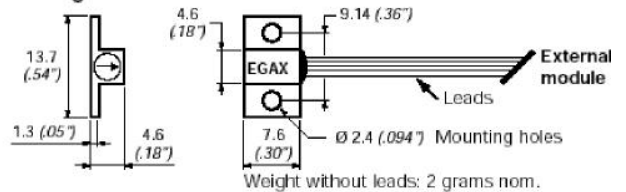
EGAXT-F-500 through -2500 & all EGAX-F-



EGAXT- 5 through -250



EGAXT-F- 5 through -250



Model EGAX | EGAXT

performance specifications

All values are typical at +24°C, 100Hz and 15Vdc excitation unless otherwise stated.

Parameters											Notes
DYNAMIC											
Range (g)	±5	±10	±15	±25	±50	±100	±250	±500	±1000	±2500	
Sensitivity EGAX (mV/g)	7.0-15	5.6-12	4.2-9.0	2.8-6.0	2.1-4.5	1.4-3.0	.70-1.5	.35-.75	.17-.38	.07-.15	
Sensitivity EGAXT (mV/g)	5.2-11.3	4.2-9.0	3.1-6.8	2.1-4.5	1.57-3.38	1.05-2.25	.52-1.13	.35-.75	.17-.38	.07-.15	
Frequency Response min. (Hz)	0-120	0-140	0-220	0-300	0-350	0-400	0-500	0-750	0-1000	0-1400	±1/2dB
Frequency Response nom. (Hz)	0-250	0-300	0-450	0-600	0-700	0-900	0-1000	0-1500	0-2000	0-3000	±1/2dB
Natural Frequency (Hz)	500	600	900	1200	1400	1700	2000	3000	4000	6000	
Non-Linearity (%FSO)	±1	±1	±1	±1	±1	±1	±1	±1	±1	±1	Nominal
Transverse Sensitivity (%)	<3	<3	<3	<3	<3	<3	<3	<3	<3	<3	
Damping Ratio	0.7	0.7	0.7	0.7	0.7	0.7	0.7	0.7	0.7	0.7	
Shock Limit (g)	10000	10000	10000	10000	10000	10000	10000	10000	10000	10000	
Shock limit for EGAX is in the Sensitive Axis only, for EGAXT in all 3 axes											
ELECTRICAL											
Zero Acceleration Output (mV)	±15										Differential
Excitation Voltage (Vdc)	15 (can be used from 2 to 15Vdc but lower excitation voltage will decrease sensitivity accordingly)										
Input Resistance (Ω)	1000										Nominal
Output Resistance (Ω)	450										Nominal
Insulation Resistance (MΩ)	>100										@50Vdc
Ground Isolation	Isolated from Mounting Surface										
ENVIRONMENTAL											
Thermal Zero Shift	±2.5mV / 50°C (±2.5mV / 100°F)										
Thermal Sensitivity Shift	+1 to -4% / 50°C (+1 to -4% / 100°F)										
Operating Temperature	-40 to 120°C (-40 to 250°F)										
Compensated Temperature	20 to 80°C (70 to 170°F), contact factory for other temperature compensation options										
Storage Temperature	-40 to 120°C (-40 to 250°F)										
Humidity	Epoxy Sealed										
PHYSICAL											
Case Material	Aluminum										
Cable	4x Teflon Leads, 24 inch										
Weight	<1 grams										
Mounting	Adhesive or Screw Mount Versions Available (-F configuration)										
AWG	#34										
Wiring color code:	+Excitation = Red; -Excitation = Black; +Output = Green; -Output = White										
Optional accessories:	MTG-A1 & MTG-A1M	Triaxial Mounting Block; All EGAX Ranges or EGAXT-500 to -2500									
	MTG-A2 & MTG-A2M	Triaxial Mounting Block; EGAXT-5 to -250									

ordering info

EGAX - F - 100 - /L2MC
 Model Range Options
 C
 L00F or L00M
 M00F or M00M
 S

COMPENSATED TEMPERATURE RANGES:	STANDARD =	20°C TO 80°C (70°F TO 170°F)
	Z* =	Non-Standard, contact factory
5 WIRE BRIDGE WIRING FOR ADJUSTABLE ZERO OFFSET:	5 =	5 wire
EXCITATION VOLTAGE:	STANDARD =	15 Vdc
SPECIAL LEAD LENGTH:	L00F =	Replace "00" with total length in feet
	L00M =	Replace "00" with total length in meters
	M00F =	Replace "00" with distance between sensor and module in feet
	M00M =	Replace "00" with distance between sensor and module in meters
	C =	Microtech, male or equivalent (w/o mate)
CONNECTOR WIRED TO LEADS:	MTG-A1 & MTG-A1M FOR ALL EGAX AND EGAXT-500 THROUGH 2500 RANGES. MTG-A2 & MTG-A2M FOR EGAXT-5 THROUGH EGAXT-250 RANGES	
TRIAxIAL MOUNTING BLOCKS:		

Due to continual product development, ALTHEN and partners reserve the right to vary the foregoing details without prior notice.

Model EGAX/EGAXT 01/15/2010